



BARBER LICENSE EXAMINATION

Candidate Information Bulletin



DATE: January 1, 2026

Contents

Examinations by PSI Services LLC	2
Examination Payment and Scheduling Procedures	2
Examination Fee	3
Internet Scheduling	3
Scheduling at a Test Center	4
Scheduling via Remote Proctor	5
Telephone Scheduling	6
Rescheduling an Examination Appointment	6
Losing Your Examination Fee	6
Examination Accommodations (ADA)	6
Foreign Languages	7
Examination Site Closing for an Emergency	7
Examination Review	7
Examination Site Locations	8
Written Exams	8
Practical Exams	9
The Check-in Process to Take Your Examination	9
Required Identification for Examination	10
Security Procedures	10
Taking Your Examination at a PSI Test Site	13
Written Score Reporting	13
Written Examination	14
Practical Examination	15

Examinations by PSI Services LLC

The Texas Department of Licensing and Regulation (TDLR) has contracted with PSI Services LLC (PSI) to deliver its examinations.

Contact Information

You must be approved to take the examination by the TDLR. Your license application and documentation must be sent to:

Texas Department of Licensing and Regulation

PO Box 12157
Austin, TX 78711
Telephone: (512) 463-6599
Toll-Free (in Texas): (800) 803-9202
Relay Texas-TDD: (800) 735-2989
Website: www.tdlr.texas.gov

Click here to contact TDLR: [Email TDLR Customer Support](#)

All questions and requests for information pertaining to the examination or scheduling should be directed to PSI:

PSI Services LLC

(833) 333-4741
Website: <https://test-takers.psiexams.com/tdlr>
E-mail: examschedule@psionline.com

Examination Payment and Scheduling Procedures

Upon TDLR approval of eligibility, you will receive an email confirmation with instructions for scheduling an appointment to take the examination.

You must pass the written examination before you can sit for the practical examination. Examination eligibilities are good for 5 years and you may test an unlimited number of times during this period. However, you are encouraged to study between examination attempts and to sit for your examination as soon as possible after attending cosmetology school. A separate fee is required for each examination attempt.

If you fail the examination, you must wait 24 hours before scheduling again to allow all systems to update. You cannot retake the examination on the same day as the failed attempt.

Examination Fee

- Written Examination only: \$55 USD
- Practical Examination only: \$76 USD

FEES ARE NOT REFUNDABLE OR TRANSFERABLE. Your examination fee will be forfeited if you do not test within 1 year of the date your examination fee is received by PSI.

Internet Scheduling

1. Go to: <https://test-takers.psiexams.com/tdlr>
2. Select SIGN IN, then CREATE ACCOUNT to create an account.



3. You will be prompted to CREATE AN ACCOUNT with PSI. *The first and last name must match exactly with your current, valid, government-issued ID.*

Create Account


TDLR_ID_Number*


Confirm TDLR_ID_Number*

Last Name*

Country of Residence*

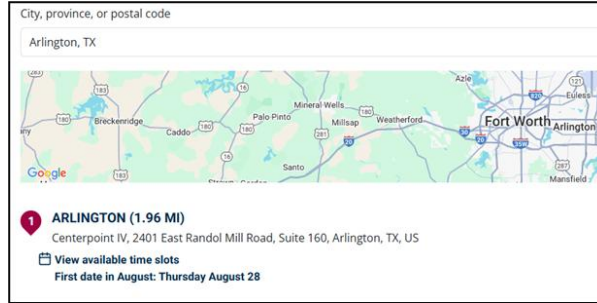
4. Select your test, then select Modality: (Online Proctored/E-Exams) or (Test Center).

 Online Proctored (Live) ⓘ

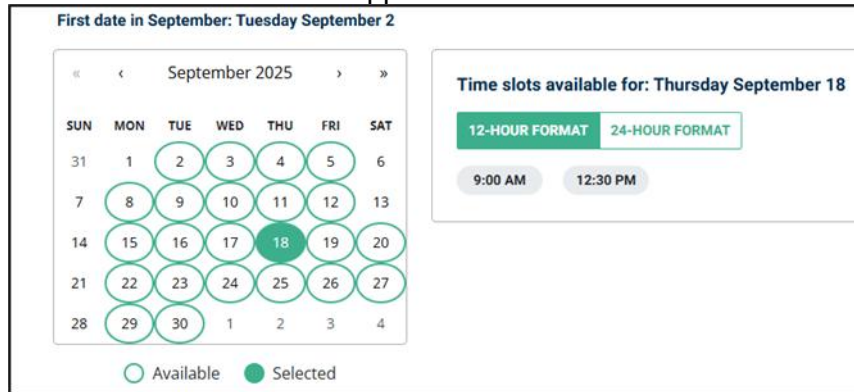
 Onsite (Test Center) ⓘ

Scheduling at a Test Center

1. Enter the “City or Postal Code” and select **FIND**.



2. Select a date and time to book an appointment.



3. You are now ready to pay.

Pay with card

Cardholder Name

Card Number

Expiration Date (MM/YY) CVV (3 digits) Postal Code

[By paying with my card, I agree to the PayPal Privacy Statement.](#)

4. Once payment has been made you will receive a message confirming the test center; booked date and booked time.

Dear Tester,

Thank you for booking your test with our *test taker portal*. Your appointment is confirmed. Please take a moment to review this email for important information about your test.

Here are the details of your confirmed appointment: |

Test: TX Written Exam
Date: September 02, 2025
Start: 09:00:00 America/Chicago
Duration: 130 minutes
Location: DALLAS/RICHARDSON

Scheduling via Remote Proctor

1. Select a date and time to book an appointment.

Country* United States Timezone* Central Time (America/Chicago)

September 2025

SUN MON TUE WED THU FRI SAT

31 1 2 3 4 5 6

7 8 9 10 11 12 13

14 15 16 17 18 19 20

21 22 23 24 25 26 27

28 29 30 1 2 3 4

○ Available ● Selected

Time slots available for: Monday September 22

12-HOUR FORMAT 24-HOUR FORMAT

12:00 AM 12:30 AM 1:00 AM 1:30 AM 2:00 AM 2:30 AM 3:00 AM

5:30 AM 6:00 AM 6:30 AM 7:00 AM 7:30 AM 8:00 AM 8:30 AM

11:00 AM 11:30 AM 12:00 PM 12:30 PM 1:00 PM 1:30 PM 2:00 PM

4:30 PM 5:00 PM 5:30 PM 6:00 PM 6:30 PM 7:00 PM 7:30 PM

10:00 PM 10:30 PM 11:00 PM 11:30 PM

2. You are now ready to pay.

Pay with card

VISA Mastercard American Express Discover

Cardholder Name

Cardholder Name

Card Number

**** * * * *

Expiration Date (MM/YY) CVV (3 digits) Postal Code

MM/YY * * * 20785-2225

By paying with my card, I agree to the PayPal Privacy Statement.

3. Once payment has been made you will receive a message confirming the booked date and booked time.

Dear Tester,

Thank you for booking your test with our *test taker portal*. Your appointment is confirmed. Please take a moment to review this email for important information about your test.

Here are the details of your confirmed appointment:

Test: TX Written Exam
Date: September 03, 2025
Start: 09:00:00 America/Chicago
Duration: 130 minutes
Location: Online Proctored Test

IMPORTANT: BE SURE TO CHECK THE COMPATIBILITY OF YOUR COMPUTER to include Audio/Video Check, Webcam Check and System Check. Prior to testing, [CLICK HERE](#).

4. Your booking will now display in your account. You will be able to LAUNCH your test within 30 minutes of your booked test time.

TX Operator Written English

6 DAYS 18 HOURS 15 MINUTES

Change Test Language

Wednesday, September 3, 2025 Add to Calendar -

9:00 AM Central Time

130 Minutes

Current Computer Time: Wednesday, August 27, 2025, 12:44 PM Pacific Time

Online Proctored (Live)

Online Proctored (Live) Start My Test

By not starting your test within 15 minutes after your booked time, you forfeit your test fee or test eligibility. Fees and test eligibility are non-refundable. If you have any questions regarding your compatibility check, or if you experience issues launching your test, you may contact PSI's technical support team at (844) 267-1017.

Telephone Scheduling

For telephone registration, you will need a valid credit card (Visa, MasterCard, American Express or Discover). PSI registrars are available at (833) 333-4741, Monday through Friday between 6:30 am and 9:00 pm, and Saturday-Sunday between 8:00 am and 4:30 pm, Central Time, to receive your payment and schedule your appointment for the examination.

Rescheduling an Examination Appointment

You may reschedule an examination appointment without forfeiting your fee if your notice is received 2 days before the scheduled examination date. You may reschedule at <https://test-takers.psiexams.com/tdlr> or call PSI at (833) 333-4741.

Note: A voice mail message is not an acceptable form of cancellation. Please use the PSI Website, call PSI and speak to a Customer Service Representative.

Losing Your Examination Fee

Your registration will be invalid, you will not be able to take the examination as scheduled, and you will forfeit your examination fee, if you:

- ✓ Do not reschedule your appointment at least 2 days before the scheduled examination date.
- ✓ Do not appear for your examination appointment.
- ✓ Arrive after the examination start time.
- ✓ Do not present proper identification when you arrive for the examination.
- ✓ Are not dressed appropriately for the Practical Examination.

Examination Accommodations (ADA)

All PSI examination centers are equipped to provide access in accordance with the Americans with Disabilities Act (ADA) of 1990, and exam accommodations will be made in meeting a candidate's needs. A candidate with a disability or a candidate who would otherwise have difficulty taking the examination should request for alternative arrangements by [Clicking Here](#). This form also includes out-of-state testing requests.

Foreign Languages

Examinations are administered in English. However, some examinations are available in Spanish, Vietnamese, Korean, and Simplified Chinese for no additional cost. To take one of these examinations you must indicate your language preference when you schedule your examination.

For languages other than English, Spanish or Vietnamese, you may request to have the examination translated by contacting PSI and paying an additional cost for each translation. You will be advised of the cost once PSI receives the quote for the translation. This fee will be paid by the candidate. Please fill out the form by [Clicking Here](#).

Candidates may also bring a bound Word-to-Word translation dictionary. The dictionary cannot contain pictures or definitions. Candidates are not permitted to bring in any additional papers (loose or attached) with their dictionary. Highlighting, underlining, indexing or marking in the dictionary prior to or during the examination is prohibited. Any candidate caught writing, highlighting, underlining, and or indexing in the dictionary during the examination will be subject to forfeiting their dictionary, termination of their examination and reporting the incident to the Texas Department of Licensing and Regulation.

Examination Site Closing for an Emergency

If severe weather or an emergency forces the closure of an examination site on a scheduled examination date, your examination will be rescheduled. PSI personnel will attempt to contact you in this situation. However, you may check the status of your examination schedule by calling (833) 333-4741. Every effort will be made to reschedule your examination at a convenient time as soon as possible.

Examination Review

PSI, in cooperation with TDLR, will be regularly evaluating the examinations being administered to ensure that the examinations accurately measure competency in the required knowledge areas. While taking the examination, examinees will have the opportunity to provide comments on any questions, by clicking the Comments link on the function bar of the test question screen.

These comments will be analysed by PSI examination development staff. PSI does not respond to individuals regarding these comments; all substantive comments are reviewed. If a discrepancy is found during the comment review, PSI and the department may re-evaluate candidates' results and adjust them accordingly. This is the only review of the written examination available to candidates. There is NO review of the Practical examination.

Examination Site Locations

It is your responsibility to verify that you are going to the correct site.

Written Exams

Abilene 301 S Pioneer, Suite 103/104 Abilene, TX 79605	Amarillo 4312 Teckla, Suite 500 Amarillo, TX 79109
Arlington Centerpoint IV 2401 E. Randol Mill Road, Suite 160 Arlington, TX 76011	Austin 8000 Centre Park Drive, 3 rd Floor Austin, TX 78754
Austin 1524 S I-35 Frontage Road, Suite 300 Austin, TX 78704	Corpus Christi 2820 S Padre Island Dr, Suite 105 Corpus Christi, TX 78415
Dallas (One Empire) 1140 Empire Central Dr, Suite 610 Dallas, TX 75247	Dallas (Richardson) 1701 N Collins Blvd, Suite 130 Richardson, TX 75080
El Paso 11500 Pellicano Dr, Suite B13 El Paso, TX 79936	Fort Worth 6801 McCart Avenue, Suite B-1 Fort Worth, TX 76133
Harlingen (Innovative Minds) Executive Central Office Building 722 Morgan Blvd Suite D Harlingen, TX 78550	Houston (East) Atrium Building; 11811 I-10 East Freeway Suite 260 Houston, TX 77029
Houston (Southwest) One West Belt 9555 W. Sam Houston Pkwy South Suite 250 Houston, TX 7709	Houston (Northwest) 9800 Northwest Freeway, Suite 200 Houston, TX 77092
Houston North (Greenbriar Place) 650 North Sam Houston Pkwy E, Suite 535 Houston, TX 77060	Lubbock The Center; 4413 82nd St., Suite 210 Lubbock, TX 79424
McAllen 7000 N. 10th Street Suite C-4 McAllen, TX 78504	Midland Westwood Village Shopping Center 4200 West Illinois Avenue, Suite 200 Midland, TX 79703

San Antonio 5555 NW Parkway, Suite 135 San Antonio, TX 78249	San Antonio 6655 First Park 10 Blvd., Suite 230 San Antonio, TX 78213
Tyler 3800 Paluxy Dr, Suite 310 Tyler, TX 75703	Waco 345 Owen Lane, Suite 124 Waco, TX 76710

Practical Exams

Amarillo 4312 Teckla, Suite 500 Amarillo, TX 79109	Austin 1524 S I-35 Frontage Rd Austin, TX 78704
Dallas/Richardson 300 N Coit, Suite 172 Richardson, TX 75080	El Paso 4171 N. Mesa, BLDG A, Suite 104 El Paso, TX 79902
Houston (Northwest) 9800 Northwest Freeway, Suite 200 Houston, TX 77092	McAllen 7000 N. 10th Street Suite C-4 McAllen, TX 78504
Midland Westwood Village Shopping Center 4200 West Illinois Avenue, Suite 200 Midland, TX 79703	San Antonio 5555 NW Parkway, Suite 135 San Antonio, TX 78249

The Check-in Process to Take Your Examination

If you are taking your examination at a PSI test site: On the day of the examination, you should arrive 30 minutes prior to your scheduled appointment time. This allows time for check-in; identification verification and provides time to familiarize yourself with the examination process. NO conversing or any other form of communication among candidates is permitted once you enter the examination area. If you arrive late or do not appear in the appropriate attire, you will NOT be admitted to the examination site and you will forfeit your examination fee.

If you are taking your examination using your own personal computer: On the day of the examination, you may launch the examination 30 minutes prior to your scheduled appointment time. If you attempt to launch after the scheduled start time, you will NOT be allowed to launch the examination and you will forfeit your examination fee.

[Click here for a video of the Test Center Experience](#)

[Click here for a video of the Remote Testing Experience](#)

Required Identification for Examination

You must provide 1 form of identification (ID). The identification must be a VALID form of government-issued ID, such as a passport book or foreign passport book*, driver's license**, or state ID. The identification **must contain the following biographical information:**

- (1) printed name
- (2) photograph
- (3) signature or fingerprint
- (4) date of birth
- (5) expiration date

***Passport cards do not contain all required information and are not acceptable.**

****Temporary licenses or IDs will be accepted only if accompanied by either the expired/invalid license or another form of photo ID.**

Current public high school IDs are also VALID when accompanied by a photocopy of the TDLR student permit. **If you have graduated from high school, your ID is only valid until August 31 of that year.**

Current community college and junior college IDs are also VALID government-issued IDs and require only your printed name, photograph, and date of birth.

Identification provided must match all information provided by TDLR to PSI upon eligibility. It is the test taker's responsibility to ensure that their name is correct with TDLR before taking their exams. If you need to submit a name correction, please submit a copy of your identification and request to our [**General Inquiries Webform**](#).

A digital copy of your ID documentation will be taken upon check in and stored with your personal data.

Failure to provide the required identification at the time of the examination without notifying PSI is considered a missed appointment, and you will not be able to take the examination and will forfeit your examination fee.

Security Procedures

The following examination protocols apply during any examination. PSI may pause or terminate an examination at any time. Failure to follow the examination protocol, may result in the disqualification of examination results, prohibition from taking future examinations, and may lead to legal action.

Prohibited Items:

- Reference materials of any kind.
- Electronic devices of any type, including but not limited to; cellular phones, cameras, computers of any type (e.g., laptops, tablets, iPads), earbuds, electronic games, electronic watches, handheld calculators, headsets, mobile devices, music players (e.g., iPods), pagers, radios, recording devices (audio or video), smart watches, televisions, etc.).

- Hats or headgear not worn for religious reasons or as religious apparel, including hats, baseball caps, or visors.
- Bulky or loose clothing or coats including but not limited to, open sweaters, cardigans, shawls, scarves, vests, jackets and coats.
 - In the event you are asked to remove bulky or loose outerwear, appropriate attire, such as a shirt or blouse should be worn underneath.
- Other personal items, including but not limited to; backpacks, briefcases, chewing gum, drinks, food, good luck items, notebooks, paper or other materials on which to write, pens, pencils or other writing devices, purses, reading material, smoking or chewing products, wallets, etc.

Prohibited Behaviour:

- Giving or receiving assistance on an examination.
- Copying or communicating examination content.
- Using outside references or resources during an exam, examples:
 - Browsing other local resources.
 - Browsing the internet.
 - Attempting to use a computer or computer program not provided or approved by PSI.
 - Attempting to use a telephone or mobile device.
 - Using notepad on the computer.
 - Using an application on the computer not provided by PSI.
- Engaging in disruptive behaviour during check-in or during an exam, examples:
 - Acting in an inappropriate manner.
 - Using abusive language.
 - Speaking aloud.
 - Causing noise unrelated to keyboard typing.
- Engaging in prohibited behaviour during check-in or during an exam, examples:
 - Reading questions out loud.
 - Leaving the room without proctor approval.
 - Using instant messaging, or other electronic communication.
 - Capturing a picture or video of exam items.
 - Attempting to use telephone or mobile device.
 - Obstructing the proctor's view (camera or in person).
 - Having inappropriate materials on desktop (explicit).
 - Changing spaces during the exam without proctor approval.
 - Not focusing eyes on the screen.

During the check-in process, all candidates will be asked if they possess any prohibited items. Candidates may also be asked to empty their pockets and turn them out for the proctor to ensure they are empty. The proctor may also ask candidates to lift up the ends of their sleeves and the bottoms of their pant legs to ensure that notes or recording devices are not being hidden there.

Proctors will also carefully inspect eyeglass frames, tie tacks, or any other apparel that could be used to harbour a recording device. Proctors will ask to inspect any such items in candidates' pockets.

No prohibited items are allowed within the candidate's reach or line of sight. If prohibited items are found during check-in, candidates shall put them in the provided secure storage or return these items to their vehicle for test center exams. PSI will not be responsible for the security of any personal belongings or prohibited items.

Any candidate seen giving or receiving assistance on an examination, found with prohibited items, or displaying prohibited behaviour or violating any security regulations will have his or her examination terminated, and be asked to surrender all examination materials. All such instances will be reported to the examination sponsor.

Additional protocols for testing at a [testing center](#), include but not limited to:

- Person(s) accompanying an examination candidate may not wait in the examination center, inside the building or on the building's property. This applies to guests of any nature, including drivers, children, friends, family, colleagues, or instructors.
- Once candidates have been seated and the examination begins, they may leave the examination room only to use the restroom, and only after obtaining permission from the proctor. Candidates will not receive extra time to complete the examination.

Additional protocols for [taking your examination on your laptop or computer \(E-Exams\)](#), include but not limited to:

- Please be reminded that earbuds, earphones, hats, caps, hood, shades or anything that can be placed on the head or face is NOT allowed.
- Food and Drinks are not allowed. All personal items must be removed from the work area.
- You are not allowed to leave the station during the exam.
- Please do your best to avoid covering your mouth for the whole duration of exam. Be aware that talking/whispering/mouthing is not allowed during exam.
- You must keep both of your hands on or above the desktop during the exam.
- Also note that under no circumstances are you allowed to take a screenshot or photo of the exam or the exam results at any time during or after the session.
- Temporarily moving out of the camera's line of sight.
- Adequate lighting for the proctor to see candidate's activity.
- Internet service must be sufficient to administer the exam.
- Web camera must be placed for ideal viewing by the proctor.
- Candidate may not change computers during the exam.
- Candidate may not change spaces during the exam.
- Candidate must follow proctor instructions, which may include, but are not limited to:
 - Keeping hands on the desktop.
 - Keeping eyes on the computer screen.
 - Not fidgeting during the exam.
 - Keeping hands away from face.
- Breaks are NOT allowed during remote online proctored examinations. If you believe you cannot complete your examination without a break, please do not register for remote online proctored examinations.

Taking Your Examination at a PSI Test Site

[Click here for the Tutorial in English](#)

[Click here for the Tutorial in Spanish](#)

[Click here for the Tutorial in Vietnamese](#)

[Click here for the Tutorial in Korean](#)

[Click here for the Tutorial in Chinese](#)

Written Score Reporting

IN PERSON EXAMINATION: Your score will be displayed on screen at the end of the examination and a score report will be emailed to you. If you fail, the emailed score report will include the diagnostic report indicating your strengths and weaknesses by examination type. If you do not receive your emailed score report, you may print it from your online account. If you have not received your score report within 24 hours and/or are unable to print from your online account, please contact PSI customer service to verify your email address so one can be sent to you.

ONLINE PROCTORED/E-EXAMS: Candidates taking a remotely proctored exam: you must select to end both the exam portion and survey portion of your test in order to receive your on-screen results and emailed score report. If you fail, the emailed score report will include the diagnostic report indicating your strengths and weaknesses by examination type. If you do not receive your emailed score report, you may print it from your online account. If you have not received your score report within 24 hours and/or are unable to print from your online account, please contact PSI customer service to verify your email address so one can be sent to you.

Written Examination

The examination content outline has been prepared and is periodically updated by committees of professionals who are subject matter experts in practice, instruction, and regulatory issues. The examination content outline identifies areas of importance to licensees for them to perform their duties to the public in a competent and legally responsible manner.

Use the outline as a guide for pre-examination review of reference material. The outline lists the topics that are on the examination and the number of questions for each topic. Do not schedule your examination until you are familiar with the topics on the outline.

Texas Class A Barber

85 Scored Items * 90 Minutes * 70% Correct to Pass
8 Non-Scored Items * 10 Minutes

Topic	# of Items
Licensing and Regulation	13
Health and Safety	
Responsibilities of the Practitioner	
Sanitation, Disinfection, and Safety	25
Cleaning and Disinfecting of Implements, Equipment, and Work Environment	
Sanitary and Safety Procedures	
Pathogens and Bacteria	
Hair, Skin, and Scalp Disorders	
Exposure Incidents	
Hair and Scalp Care	4
Chemical Processing and Procedures	
Product Knowledge	
Hair and Scalp Physiology	
Haircutting and Hairstyling	12
Consultation and Analysis	
Cutting Hair	
Styling Hair	
Haircoloring	6
Consultation and Analysis	
Haircoloring Procedures	
Haircoloring Products	
Chemical Texture Services	6
Consultation and Analysis	
Permanent Waving	
Relaxing	
Chemical Texture Products	
Nail and Skin Care	4

Nail and Skin Physiology	
Manicure	
Facial Treatments	
Shaving	15
Preparation	
Shaving Areas	
Techniques	
Client Protection	
Razor Safety	

Reference List

This examination is CLOSED BOOK. The reference materials listed below are used to prepare the questions for this examination.

Texas Administrative Code, Chapter 83, www.tdlr.texas.gov
Texas Occupations Code, Chapter 1603, www.tdlr.texas.gov
Milady's Standard Professional Barbering, 7th Edition, www.milady.cengage.com
Milady Standard Foundations, 1st Edition, 2020, www.milady.cengage.com
Milady's Standard Nail Technology, 8th Edition, 2021, www.milady.cengage.com
Pivot Point Fundamentals: Barbering, (101B – 113B); ©2022. Pivot Point International, Inc. www.pivot-point.com

Non-Scored Items

Your examination contains non-scored questions. The use of such questions is an essential step in developing accurate future examinations. These questions will NOT be scored and time to answer them has been added to the time allowed.

Practical Examination

For practical examination questions or concerns, please email barber@psionline.com.

Read the following instructions carefully so that you will be properly prepared for the examination.

- All procedures must be performed on mannequins.
- Scoring will be evaluated on safety, sanitation, and procedures.
- Trainer hands for nail procedures are NOT permitted.
- NO conversing or any other form of communication among candidates is permitted once you enter the examination area.
- You must use a mannequin for the manicure service, shaving service, blood exposure incident and facial service.
- You must use a mannequin for the haircutting service. If you choose to use a mannequin, you will need to bring two mannequins.
- You must use a mannequin for the blow dry and thermal service, chemical application preparation, single process hair color, and permanent waving service.
- A proctor will be monitoring the time during the examination. Candidates will not receive points for any activities not completed within the allotted time limits.
- During the Practical Examination, you must follow all appropriate rules for patron protection that will ensure the health, safety, and welfare of the public.
- You may not observe other candidates during the examination.
- Aerosol products **are NOT** permitted for use during the examination.
- All tasks listed in this bulletin must be performed in order listed or candidates will NOT receive points for the tasks.
- The time allotted for each service includes time for setup and cleanup.
- It is important for you to have all needed supplies and equipment when you arrive for the examination. You will NOT be permitted to leave the examination area once you arrive and are signed in.
- All supplies must be clean, sanitary, unstained.

Products must be labeled in ENGLISH (manufacturer labels are acceptable).

- Candidates MUST raise their hand at the end of each section indicating completion.
- No markings or colorings around the mannequin's hair, scalp, or hairline are permitted. Candidates bringing in mannequins with these markings may not receive points for the sections of the examination requiring use of these mannequins.
- Cheat sheets and written notes (e.g., written task lines on containers, items that are numbered and/or bags with a written supply list or written instructions) are NOT to be used during the practical examination. To do so will result in loss of points for all Procedure Criteria throughout the examination. Identifying bag for service is allowed.
- You must wear closed toe shoes.
- Items left behind will be discarded.
- Cell phones are NOT allowed in the practical examination room.

*****Examiners will check nail liquid prior to each examination. Liquid must be odorless. Otherwise, you will be unable to use the product and will not receive points for completing those tasks.**

IMPORTANT NOTICE

A PSI practical examination evaluator (examiner) may not evaluate the practical examination of a candidate who is the evaluator's current student, current employee, employer or co-worker, or is related to the evaluator by family, personal or financial interest or other relationship. If you feel the evaluator that is assigned to you falls into one or more of these categories, you must notify the evaluator immediately. If it is found that a evaluator has evaluated a candidate and violated this policy, the candidate's examination results may be voided.

Evaluators are NOT allowed to converse with candidates and therefore are NOT permitted to instruct or discuss examination results in any way. Please direct all questions and/or concerns to PSI Customer Service.

SUPPLIES AND EQUIPMENT

Candidates are responsible for bringing all necessary supplies/equipment needed to perform all services. Review the practical examination content outline (shown below) to ensure you bring all supplies/equipment you need to perform these services

ITEMS THAT ARE NOT TO BE LABELED

The items listed below are NOT TO BE LABELED. Doing so may result in a loss of points.

Abrasives/nail files and buffers
Blow dryer
Bowl for water (optional)
Clips
Combs
Cotton/cotton pads/facial tissues
Cuticle pusher
Disposable applicators
Disposable blade straight razor (with blade)
Electric curling iron
Gloves
Drape(s)
End papers
Finger bowl
Hairbrush
Haircutting clippers
Haircutting shears
Head draping
Mannequin stand or tripod
Mannequin head
Mannequin hand/finger (prepped with tips to represent the natural nail)
Neck Strips
Paper towels
Permanent wave rods
Protective cotton
Tint brush, bowl or bottle
Towels

ITEMS THAT MUST BE LABELED IN ENGLISH ONLY

The items listed below MUST BE LABELED (numbering of any kind is NOT allowed; manufacturer labels are acceptable). Failure to properly label items may result in loss of points.

30" x 30" kit labeled as "Pre-sanitized, Clean or Disinfected
Astringent, freshener, or toner
Blood exposure kit/ first aid kit
Cleansing product
Cuticle remover
EPA approved disinfectant or simulated product
Hand sanitizer
Massage product
Protective cream
Non-aerosol Shaving cream
Simulated product for chemical services (e.g. gel, cholesterol)
Simulated product for permanent wave service (e.g., water)
Spray bottle with water
Trash bag(s)

ITEMS SUPPLIED BY EXAMINATION VENDOR

Brooms and dust pans
Covered trash cans
Mounted wall clock
Work area and chair

Practical Examination Content Outline

- **The entire examination will be 3 hours and 29 minutes in length.**
- **Total number of points is 163.**
- **The passing score for the entire Practical examination is 70% (This is 115 points out of 163).**

The following information will be used by examiners to grade your performance during the Practical Examination:

All procedure criteria MUST be performed in the order listed for candidate to receive points for the tasks. DO NOT begin any procedures until the instructions for each section of the examination are read and you have been instructed to begin. It is NOT necessary to perform additional or altered steps/tasks not listed below. Items NOT listed below are NOT rated during the examination. Candidates MUST step back and raise their hand at the end of each section indicating completion.

CANDIDATE BEGINNING GENERAL INSTRUCTIONS:

(To be read after all candidates have been checked in and the Evaluator and candidates are ready to begin).

Welcome to PSI, congratulations on passing your written examination. Instructions will be verbally provided. Evaluators will keep time for each section and can only answer general questions that do not direct or instruct you in any way concerning this examination. The evaluators are responsible for observing and rating your performance and are not allowed to converse with candidates except to provide a general salutation. You may not observe the work of other candidates. Please do not speak to or assist other candidates during the examination. While you may use the restroom during the examination, please keep in mind that the time will continue to elapse and any instructions you miss will not be repeated. Only one candidate may leave at one time so please return as quickly as possible.

Does anyone have any questions about the instructions I have just read to you?

*The first section is **Pre-Examination Set-Up and Disinfection**. You have 10 minutes to unpack your general supplies and prepare your work area. You will be informed when you have 5 minutes remaining.*

You may begin.

Pre-Examination Set Up and Disinfection - Time Allowed: 10 minutes

Safety Criteria (1 point each):

1. Disinfect work surfaces
2. Properly dispose of waste material
3. Kit remains sanitary
4. Avoid cross contamination

Candidates, you have 5 minutes remaining.

Candidates, please stop working.

All scoring has been completed. We will now proceed to the next section of the examination.

*The next section is **Manicure Service**. Please complete a manicure on five nails. You have 22 minutes to complete this section. You will be informed when you have 11 minutes remaining.*

You may begin.

Manicure – Time Allowed: 22 minutes

Procedure Criteria (1 point each):

1. Set up manicure table
2. Sanitize/clean hands
3. Shape the nails
4. Soften cuticles
5. Clean nails
6. Dry hand
7. Apply cuticle remover
8. Push back cuticles

9. Clean under free edge
10. Finish nails

Safety Criteria (1 point each):

1. Properly dispose of waste material
2. Ensure workstation/area remains sanitary
3. Replace contaminated items
4. Ensure containers remain closed when not in use
5. Kit remains sanitary
6. Avoid cross contamination

Candidates, you have 11 minutes remaining.

Candidates, please stop working.

All scoring has been completed. We will now proceed to the next section of the examination.

*The next section is **Professional Shave Service**. Once mannequin is prepared and second lather has been applied, please wait to be instructed by the Evaluator to demonstrate the use of the freehand, backhand and reverse freehand strokes. When all demonstrations have been completed, Candidates will be instructed to complete the shave. This section is untimed.*

You may begin.

Professional Shave Service – Time Allowed: 42 minutes

Procedure Criteria (3 points each):

1. Sanitize/clean hands
2. Prepare the client for shave service
3. Prepare the client's face for shave
4. Remove lather
5. Re-lather the face

Begin the Shave

1. Demonstrate use of freehand stroke in appropriate areas
2. Demonstrate use of backhand stroke in appropriate areas
3. Demonstrate use of reverse freehand stroke in appropriate areas

Complete the Shave

1. Remove all traces of lather

Safety Criteria (1 point each):

1. Properly dispose of waste material
2. Ensure workstation/area remains sanitary
3. Ensure draping is maintained throughout service
4. Replace contaminated items
5. Ensure containers remain closed when not in use
6. Kit remains sanitary
7. Avoid cross contamination

Candidates, you have 21 minutes remaining.

Candidates, please stop working.

All scoring has been completed. We will now proceed to the next section of the examination

*The next section is **Blood Exposure Incident Service**. Please perform procedures for a Blood Exposure Incident. You have 12 minutes to complete this section. You will be informed when you have 6 minutes remaining.*

You may begin.

Blood Exposure Incident– Time Allowed: 12 minutes

Procedure Criteria (1 point each):

1. Wear gloves
2. Apply pressure to simulated cut
3. Cleanse simulated cut
4. Bandage simulated cut

5. Properly dispose of used materials
6. Sanitize/clean hands

Safety Criteria (1 point each):

1. Properly dispose of waste material
2. Ensure workstation/area remains sanitary
3. Replace contaminated items
4. Ensures containers remain closed when not in use
5. Kit remains sanitary
6. Avoids cross contamination

Candidates, you have 6 minutes remaining.

Candidates, please stop working.

All scoring has been completed. We will now proceed to the next section of the examination.

*The next section is **Facial Service**. Please perform a facial and demonstrate massage manipulation. You have 17 minutes to complete this section. You will be informed when you have 9 minutes remaining.*

You may begin.

Facial – Time Allowed: 17 minutes

Procedure Criteria (1 point each):

1. Sanitize/clean hands
2. Prepare the mannequin for service
3. Apply cleansing cream
4. Demonstrate at least one facial manipulation
5. Remove massage cream
6. Apply astringent, freshener, or toner

Safety Criteria (1 point each):

1. Properly dispose of waste material
2. Ensure workstation/area remains sanitary
3. Ensure draping is maintained throughout service
4. Replace contaminated items
5. Ensure containers remain closed when not in use
6. Kit remains sanitary
7. Avoid cross contamination

Candidates, you have 9 minutes remaining.

Candidates, please stop working.

All scoring has been completed. We will now proceed to the next section of the examination.

*The next section is **Haircut Service**. Please perform a haircut service which involves removing one inch of hair throughout the entire head using shears and clippers. You have 37 minutes to complete this section. You will be informed when you have 18 minutes remaining.*

You may begin.

Haircut – Time Allowed: 37 minutes

Procedure Criteria (3 points each):

1. Sanitize/clean hands
2. Prepare the mannequin for service
3. Perform a scalp analysis
4. Use freehand clipper cutting throughout entire nape area
5. Use clipper-over-comb from nape to parietal ridge
6. Use clipper-over-comb from the bottom of the sideburn area to parietal ridge
7. Use finger-and-shear to cut top area
8. Use arching technique
9. Ensure haircut is blended using shear-over-comb
10. Ensure haircut is balanced
11. Clean up loose hair from mannequin
12. Clean hair off workstation and sweep hair from floor

Safety Criteria (1 point each):

1. Properly dispose of waste material
2. Ensure workstation/area remains sanitary
3. Ensure draping is maintained throughout service
4. Replace contaminated items
5. Ensure containers remain closed when not in use
6. Kit remains sanitary
7. Avoid cross contamination

Candidates, you have 18 minutes remaining.

Candidates, please stop working.

All scoring has been completed. We will now proceed to the next section of the examination.

*The next section is **Blow Drying and Thermal Curling Service**. Please blow dry wet hair and complete curl in a section of your choice using a curling iron. You have 22 minutes to complete this section. You will be informed when you have 11 minutes remaining.*

You may begin.

Blow Drying and Thermal Curling – Time Allowed: 22 minutes

Procedure Criteria (1 point each):

1. Sanitize/clean hands
2. Blow dry wet hair in one quadrant of your choice
3. Test iron for proper temperature
4. Curl one sub-section of hair
5. Protect scalp while forming curl

Safety Criteria (1 point each):

1. Properly dispose of waste material
2. Ensure workstation/area remains sanitary
3. Ensure draping is maintained throughout service
4. Replace contaminated items
5. Kit remains sanitary
6. Avoid cross contamination

Candidates, you have 11 minutes remaining.

Candidates, please stop working.

All scoring has been completed. We will now proceed to the next section of the examination.

*The next section is **Chemical Application Preparation for Permanent Wave and Single Process Color Retouch Services**. You have 10 minutes to complete this section. You will be informed when you have 5 minutes remaining.*

You may begin.

Chemical Application Preparation - Time Allowed: 10 minutes

Procedure Criteria (1 point each):

1. Sanitize/clean hands
2. Prepare the mannequin for service
3. Section hair into two quadrants
4. Apply protective cream

Candidates, you have 5 minutes remaining.

Candidates, please stop working. All scoring has been completed.

We will now proceed to the next section of the examination.

*The next section is **Permanent Wave Service**. Please wrap a minimum of 4 rods. You will be instructed by your evaluator to demonstrate saturation and test curl. You will have 17 minutes to complete this section you will be informed when you have 9 minutes remaining.*

You may begin.

Permanent Wave – Time Allowed: 17 minutes

Procedure Criteria (1 point each):

1. Sanitize/clean hands
2. Subsection hair and wraps a minimum of four perm rods
3. Place bands in the proper position
4. Wrap perm rods with proper tension
5. Demonstrate saturation on all perm rods
6. Demonstrate a test curl to confirm curl development

Safety Criteria (1 point each):

1. Properly dispose of waste material
2. Ensure workstation/area remains sanitary
3. Ensure draping is maintained throughout service
4. Replace contaminated items
5. Ensure containers remain closed when not in use
6. Kit remains sanitary
7. Avoid cross contamination

Candidates you have 9 minutes remaining.

All scoring has been completed.

We will now proceed to the next section of the examination.

*The next section is **Single Process Color Retouch Service on Four Subsections**. Please apply product for a single process color retouch and assume there is 1 inch of regrowth. You have 10 minutes to complete this section. You will be informed when you have 5 minutes remaining.*

You may begin.

Single Process Color Retouch -Time Allowed: 10 minutes

Procedure Criteria (1 point each):

1. Perform strand test
2. Perform patch test
3. Apply color product
4. Ensure no chemical products are left on mannequin's facial skin or ears

Safety Criteria (1 point each):

1. Properly dispose of waste material
2. Ensure workstation/area remains sanitary
3. Ensure draping is maintained throughout service
4. Replace contaminated items
5. Kit remains sanitary
6. Avoid cross contamination

Candidates, you have 5 minutes remaining.

Candidates, please stop working.

All scoring has been completed. We will now proceed to the next section of the examination.

*The last section is **End of Examination Disinfection**. You have 10 minutes to complete this section. You will be informed when you have 5 minutes remaining.*

You may begin.

End of Examination Disinfection – Time Allowed: 10 minutes

Safety Criteria (1 point each):

1. Dispose of used materials
2. Disinfect work area and clean work area
3. Remove all supplies, materials, and/or personal belongings

*Candidates, you have 5 minutes remaining.
Candidates, please stop working. All scoring has been completed.*

CANDIDATE FINAL INSTRUCTIONS:

This concludes the practical examination. Please log into your PSI test taker account to access your score report. If your score report is not accessible within 24 hours, please email cosmetology@psionline.com.

Connect with an expert today.

[PSIEXAMS.COM](https://www.psiexams.com)

© 2025 PSI Services LLC. All rights reserved.

No portion of this publication may be translated or reproduced in whole or in part, stored in a retrieval system, or transmitted in any form or by any means (electronic, mechanical, photocopying, recording or otherwise) without the prior written permission of the copyright owner. This publication may not be resold, rented, lent, leased, exchanged, given or otherwise disposed of to third parties.

PSI and the PSI logo are registered trademarks of PSI Services LLC.

An **ETS** company
